






Installation Tools & Spare Parts

#	Part Name	Description	Quantity	Actual Photos (for reference)	Actual Photos (for reference)	Remarks
1	manual un-coiler	roll the sheets	1			For XXXX double axles, the un-coiler will be intalled on the chassis.
2	sewing machine	assembling the sheets	2			

Installation Tools & Spare Parts

#	Part Name	Description	Quantity	Actual Photos (for reference)	Actual Photos (for reference)	Remarks
3	cradle	plate the supporter	20			
4	leg of cradle	supporter cadle	19			
5	small leg of cradle	adjust the leg of cradle	48			
6	fastening screw for leg	fastening the legs	58			
7	side cradle	plate supporter	10			
8	suspender	lifting	3			

Installation Tools & Spare Parts

#	Part Name	Description	Quantity	Actual Photos (for reference)	Actual Photos (for reference)	Remarks
9	pin of suspender	connect the suspender	2			
10	hanger	lifting	8			
11	clamp	bait sheets	4			
12	bearing (208#)	to drive the rollers	4			
13	driving chains	to roll the gears	3 (run)			
14	chain links	to link the chain	3			
15	half section	to link the chain	3			
16	super pliers	bait sheets	1			
17	metal scissors	for cutting	1			
18	wrench	for set screw	1			
19	crank handle	adjust height of lading leg	2			
20	travel switch	measure length of sheet automatically	1 (suit)			
21	VCD	show how to operate the machine				